

# KEY POINTS


## OF THE 2021 ILLINOIS HOUSING MARKET:

Higher home sales and prices amid record-low inventory

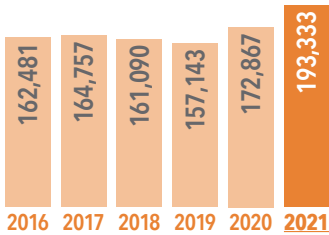


### Annual close sales

193,333 in 2021



**+11.8%**  
compared to 2020



**+18.9%** compared to 5 years ago

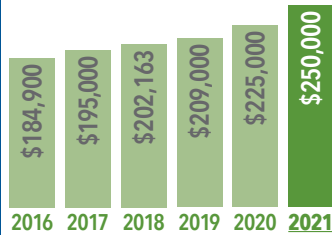


### Annual median sales price

\$250,000 in 2021



**+11.1%**  
compared to 2020



**+35.2%** compared to 5 years ago

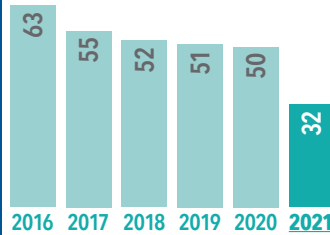


### Average days on market until sale

32 in 2021



**-36.0%**  
compared to 2020




**-49.2%** compared to 5 years ago

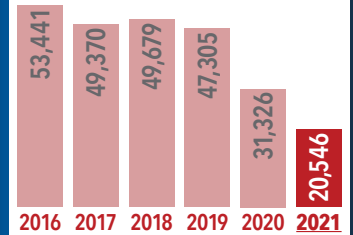


### Inventory of homes for sale

20,546 in 2021



**-34.4%**  
compared to 2020



**-61.5%** compared to 5 years ago



**ILLINOIS REALTORS**

Take advantage of the unique opportunities in today's housing market.  
Talk to a REALTOR®, the local market expert.

Illinois REALTORS® Market Stats [www.IllinoisRealtors.org/Marketstats](http://www.IllinoisRealtors.org/Marketstats)  
Powered by MarketStats by ShowingTime

**Illinois REALTORS®**  
"The Voice for Real Estate in Illinois"  
[www.IllinoisRealtors.org](http://www.IllinoisRealtors.org)

